

# 1010DATA

## Equities Portal

The single access point for all of our data and supporting documentation, including intuitive dashboards that align our datasets into one view.

### Portal Components



Tableau-Powered Dashboards



User Guide and Supporting Documentation



Excel Templates

### Tableau Dashboards

Datasets Included



Credit



Debit



Credit+Debit



Visits



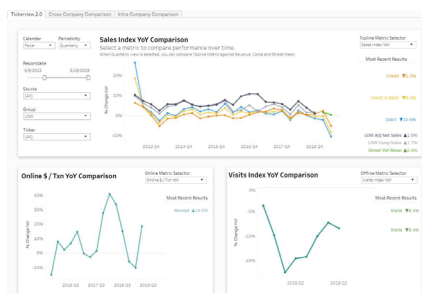
E-Receipt



Online Insights

#### TickerView™ 360

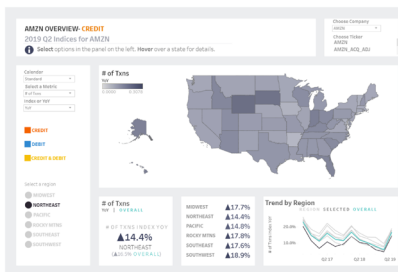
Company level dashboard that aggregates metrics from all datasets plus reported metrics in one view



#### Segment Performance Reports

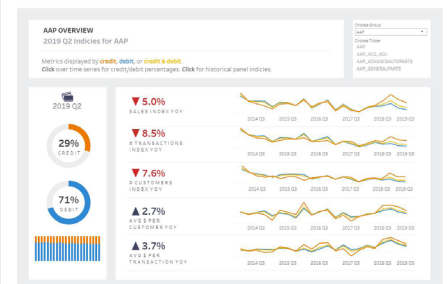
Deep dive, company-level reports from Credit, Debit and Combined data

By State, Waterfall, Vintage and Quintile



#### TickerView™ Card

3 Dashboards for Card data: Company View, Biggest Movers and Correlation Overview



### Key Features

#### Shareable

Export functionality allows users to pull the underlying data or graphics to share with other stakeholders internally

#### Speed

Tableau dashboards load faster than downloading multiple Excel spreadsheets

#### Intuitive GUI

No data science experience necessary. All data is presented in easy to understand dashboards.